

义务教育教科书

英语

ENGLISH

(三年级起点)

三年级 下册



教育科学出版社

· 北京 ·



写给同学们的话

亲爱的同学们，大家和兔兔、杰克他们认识了这么久，你们是不是越来越喜欢和他们一起做游戏、一起学习英语了？通过上一学期的学习，你们对英语有了更多的了解，也更愿意用英语表达自己的想法了。你们可以和爸爸妈妈一起分享学习到的知识，教爸爸妈妈学说英语，甚至可以邀请爸爸妈妈一起来做英语游戏和表演英语短剧呢！

这学期，我们为大家准备了更加丰富多彩的活动，请同学们跟随兔兔和他的小伙伴们一起经历更多有趣的事情吧！那咱们现在就赶紧和兔兔他们一起说英语、一起活动、一起成长吧！






Contents

Unit 1	I'm Hungry	4
Unit 2	How Old Are You?	12
Unit 3	How Much Is It?	20
Unit 4	It's Red	28
Unit 5	You Look Great!	36
Unit 6	What Time Is It?	44
Unit 7	Where's Wangwang?	52
Unit 8	It's Hot	60
Unit 9	What Day Is It?	68
学习要点	76
各单元单词和习惯用语	77
词汇表	80



课文里的人物



Xiaolan
小兰

Mike
迈克



Jack
杰克

Tutu
兔兔



Ann
艾恩

Lisa
莉莎



Pangpang

胖胖



Miss Wang
王老师

1 I'm Hungry



Listen and Speak



Jack : **Hi, Mom. I'm home.**

Mom : **Hi, Jack. Are you sick?**

Jack : **No, I'm not. I'm hungry.**

Mom : **Have some sandwiches
and hot dogs.**

Jack : **That's great!
I like sandwiches.**

Tutu : **Me, too.**





Jack : I'm thirsty.

Mom : Have some milk.

Jack : Thank you, Mom.

Lisa : I'm thirsty, too.
I want some water.



Mom : Have some more.

Tutu : No, thanks. I'm full.

Jack : Me, too.
Now, let's clean up.

Tutu : All right, Jack.






Word Fun

sandwich

milk

hot dog



bread

apple



Talk Together


1



A: Are you hungry?

B: Yes, I am. / No, I'm not.

2




A: Have some sandwiches.

B: Thank you. / No, thanks.



Check Up

A. Listen and draw




like

or



don't like

B. Listen and do the maze.



C. Listen and number the pictures.



D. Read and write the correct word.

thirsty hungry full sick

1



A: Are you _____?

B: Yes, I am.

2



A: Have some more.

B: No, thanks. I'm _____.



Follow Me

Clean your room.



Clean the table.



Join the Beat

Hi, Mom.

I'm hungry. I'm hungry.

Have some sandwiches.

That's great!

I like sandwiches.

Hi, Mom.

I'm thirsty. I'm thirsty.

Have some milk.

That's great!

I like milk.

Have some more.

No, thanks! No, thanks!





Sounds and Letters

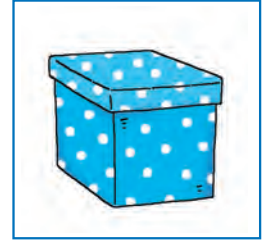
A. Listen to each word.



mom



dog



box

B. Listen and write the missing letter.

1



f _ _ x

2



h _ _ t

3



t _ _ p

C. Chant together.

Listen to the sound! O, o, o, o, o, o!

Let's make the sound! O, o, o, o, o, o!

O, o, o, in mom! O, o, o, in dog!



O, o, o, in box! O, o, o, in fox!

O, o, o, in hot! O, o, o, in top!



Have Fun

Look, think, and role-play.



我的活动表现



2 How Old Are You?



Listen and Speak



Jack : **Today is my birthday.**

Xiaolan : **Oh, happy birthday!**

Jack : **Thank you.**

Mike : **How old are you?**

Jack : **I'm ten.**

Mike : **I'm ten, too.**

Tutu : **How old are you?**

Peter : **I'm sixteen. And how old are you?**

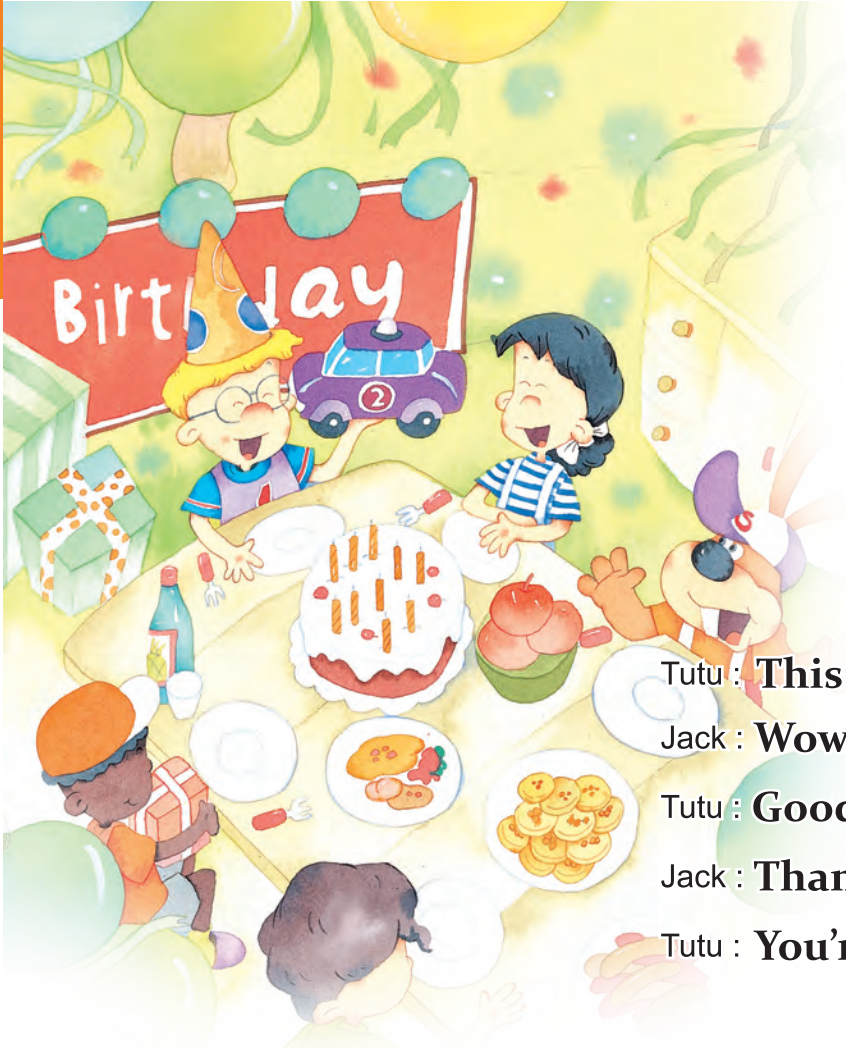
Tutu : **Umm... 1, 2, 3, ... 11, 12, 13, 14, 15.**

I'm fifteen.

How old is your sister?

Peter : **She's six.**





Tutu : **This is for you, Jack.**

Jack : **Wow! A car! I like it.**

Tutu : **Good! Happy birthday!**

Jack : **Thanks, Tutu.**

Tutu : **You're welcome.**



Pangpang : **Look at the cake!
How many candles?**

Xiaolan : **Count them.**

Pangpang : **OK. 1, 2, 3, ... 10.
You're ten.**

Jack : **Yes, I'm ten.**





Word Fun



eleven



twelve



thirteen



fourteen



fifteen



sixteen

seventeen



eighteen



nineteen



twenty



Talk Together



1

A: How old are you?

B: I'm sixteen.



2

A: How many candles?

B: Fifteen.



Check Up

A. Listen and write the correct letter.



B. Listen and check T (True) or F (False).



T

F



T

F



T

F



T

F

C. Listen and write the correct numbers.

1			
2			
3			

D. Find the picture and match it.

Tutu
candle
cake
monkey
thirteen



Follow Me

Count the candles.



Blow out the candles.



Join the Beat

Today's my birthday.

Oh, happy birthday!

Thank you. Thank you.

How old are you?

Fifteen. I'm fifteen.

I'm fifteen, too.

Look at the cake!

How many candles?

... eleven, twelve, thirteen,
fourteen, fifteen.

You're fifteen.

Yes, I'm fifteen.



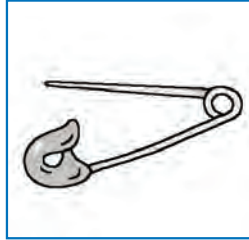


Sounds and Letters


A. Listen to each word.



six

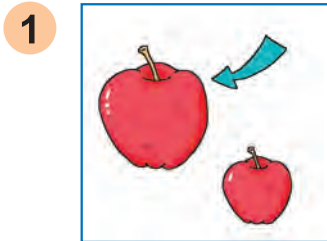


pin



pig

B. Listen and write the missing letter.



b ___ g



k ___ d



m ___ x

C. Chant together.

Listen to the sound! **I**, i, i, i, i, i!

Let's make the sound! **I**, i, i, i, i, i!

I, i, i, in six! **I**, i, i, in pin!

I, i, i, in pig! **I**, i, i, in big!

I, i, i, in kid! **I**, i, i, in mix!



Have Fun

Roll the dice.



我的活动表现

★ ★ ★	★ ★	★

3 How Much Is It?



Listen and Speak

Salesperson : **Can I help you?**

Jack : **Twelve apples, please.
How much are they?**

Salesperson : **Three dollars.**



Lisa : **Wow! Nice pears!**

Tutu : **How much is it?**

Salesperson : **One dollar.**

Tutu : **Twenty, please.**

Lisa : **Oh, Tutu!**





Tutu : **What are these?**

Salesperson : **They're pineapples.
How many do you want?**

Tutu : **Seven, please.
How much are they?**

Salesperson : **Fourteen dollars.**




Tutu : **What are these?**

Jack : **They're watermelons.**

Tutu : **Wow! Nice watermelons!**


Jack : **Don't do that! Oh, no!**





Word Fun

watermelon



pineapple



banana



orange




pear



Talk Together

1



A: Can I help you?

B: Four apples, please.

How much are they?

A: One dollar.

2










A: What are these?

B: They're pears.




Check Up


A. Listen and write the correct numbers.

					
1 	<input type="text"/>	<input type="text"/>	<input type="text"/>	<input type="text"/>	<input type="text"/>
2 	<input type="text"/>	<input type="text"/>	<input type="text"/>	<input type="text"/>	<input type="text"/>


B. Listen and write the price.

1 


\$ _____

2 

\$ _____

3 

\$ _____

4 

\$ _____

C. Listen and number the pictures.



D. Do the crossword.

I like _____.

1 pineapple

2 bananas

3 oranges

4 apples

5 pears



Follow Me

Don't sit down.



Touch the chair.



Join the Beat

Can I help you?

One watermelon, please.

How much is it?

Four dollars.

What are these?

They're apples.

How many do you want?

Ten, please.

Wow! Nice apples!

Don't do that! Oh, no!





Sounds and Letters

A. Listen to each word.



cap

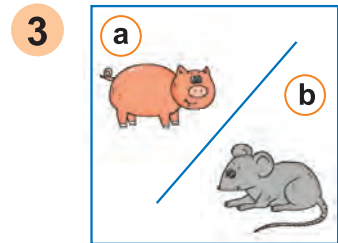

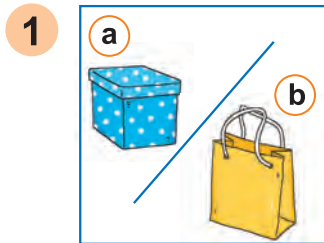


pants



dad

B. Listen and check the correct picture that has the **a** sound.



C. Chant together.

Listen to the sound! A, a, a, a, a, a!

Let's make the sound! A, a, a, a, a, a!

A, a, a, in cap! A, a, a, in pants!


A, a, a, in dad! A, a, a, in bag!

A, a, a, in cat! A, a, a, in rat!



Have Fun

My shopping list.



我的活动表现

★ ★ ★	★ ★	★



Sing Along

Little Tutu Rabbit

G
Lit - tle Tu - tu Rab - bit had two ap - ples in his hand.

C G
Lit - tle Tu - tu Rab - bit had an ap - ple in his hand.

G
Lit - tle Tu - tu Rab - bit had no ap - ple in his hand. And he's

D7 G
full and so hap - py.



Listen and Speak

Xiaolan : **Look in this box, Jack.**

Jack : **What's in it?**

Xiaolan : **A hat and ...**

Jack : **A hat? What color is it?**

Xiaolan : **It's yellow. It's a yellow hat.**

Xiaolan : **Oh, it's a red nose.**

Jack : **Here are blue eyes.
Put them on, Xiaolan.**

Xiaolan : **OK. Look at me, Jack.**

Jack : **Haha.**



Tutu : **Can you draw a tiger?**

Xiaolan : **Yes, I can.**

Tutu : **Oh, good!**

Color it yellow and black.

Xiaolan : **OK, Tutu.**



Xiaolan : **Oh, a green moon!**
Oh, an orange sun!


Jack : **Now, you can see many stars.**

Students : **Wow, that's great!**





Word Fun



Talk Together

1



A: What color is it?

B: It's blue.

2



A: Can you draw a monster?

B: Yes, I can.



Check Up

A. Listen and match.



B. Listen and color.



C. Listen and number the pictures.



D. Read and check the correct word.

The moon is (brown / yellow).

The cat is (orange / black).

The star is (white / blue).

The sun is (yellow / red).

The monster is (green / red).





Follow Me

Color the eyes.



Cut them out.



Put them on.



Join the Beat

I have a hat.

A hat? What color is it?

It's yellow.

It's a yellow hat.

I have a nose.

A nose? What color is it?

It's red.

It's a red nose.

Can you draw a tiger?

Yes, I can.

Color it yellow and black.


Color it yellow and black.






Sounds and Letters

A. Listen to each word.



sun




bus

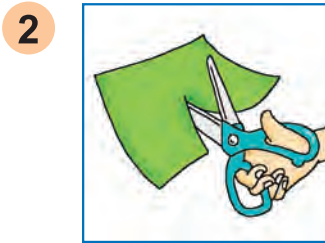


cup

B. Listen and check the correct word.



bug big



cat cut



run rat

C. Chant together.

Listen to the sound! U, u, u, u, u, u!

Let's make the sound! U, u, u, u, u, u!

U, u, u, in sun! U, u, u, in bus!

U, u, u, in cup! U, u, u, in bug!


U, u, u, in cut! U, u, u, in run!



Have Fun

Play the board game.

It's a yellow hat.



 我的活动表现

★ ★ ★	★ ★	★

5 You Look Great!



Listen and Speak

Salesperson : **Good afternoon.**
Can I help you?

Lisa : **Yes, please.**
I want that skirt.
The green one.

Salesperson : **OK. Here you are.**

Lisa : **Thank you.**

Mom : **You look great!**

Lisa : **Thank you, Mom.**

Mom : **How about this shirt?**

Lisa : **Oh, it's pretty. I like it.**

Mom : **Put it on.**





Salesperson : **Can I help you?**

Tutu : **I want a cap.**

Salesperson : **How about this one?**

Tutu : **I don't like red.**

Show me that blue cap, please.



Jack : **Do you like it?**

Tutu : **Yes, but it's big.**

Jack : **Put on this cap.**

Tutu : **Oh, it's nice.**

Lisa : **You look good, Tutu.**





Word Fun



Talk Together

1



A: Can I help you?

B: I want a cap.

A: How about this one?

B: Oh, it's nice.

2



A: You look great.

B: Thanks.



Check Up

A. Listen and number the pictures.



B. Listen and write the correct letters.



C. Find and write the words.

cap coat pants shirt shoes skirt socks





Follow Me

Put on your coat.



Take off your coat.



Join the Beat

Can I help you?

Yes, please. I want that skirt.

OK. Here you are.

Thanks.

You look great!

Thanks.

Can I help you?


Yes, please. I want a cap.

How about this one?

Wow, it's nice.

You look great!

Thanks.





Sounds and Letters


A. Listen to each word.



red

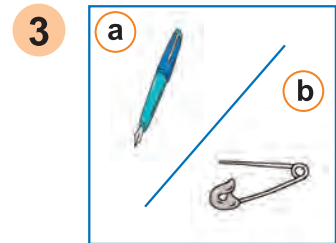

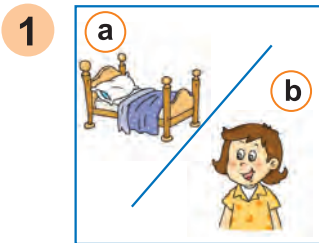


help



ten

B. Listen and check the correct picture that has the e sound.



C. Chant together.

Listen to the sound! E, e, e, e, e, e!

Let's make the sound! E, e, e, e, e, e!

E, e, e, in red! E, e, e, in help!

E, e, e, in ten! E, e, e, in bed!

E, e, e, in hen! E, e, e, in pen!



Have Fun

How about this one?



Can I help you?

Yes, please. I want a shirt.

How about this one?

Oh, it's nice. I like it.



我的活动表现

★ ★ ★	★ ★	★

6 What Time Is It?



Listen and Speak

Tutu : What time is it?

Jack : It's ten thirty.

Tutu : It's late. It's time to sleep.

Jack : All right.

Lisa : Hey, Tutu.

Tutu : Yes?

Lisa : Please turn off the light.

Tutu : OK. Good night.

Lisa : Good night.





Jack : **Can I have the soap?**

Tutu : **Sure. Here you are.**

Jack : **Turn on the water.**

Tutu : **All right.**




Tutu : **Jack, what time do you get up?**

Jack : **I get up at seven.**

Tutu : **Oh, I get up at six.
Well, good night.**

Jack : **See you in the morning.**





Word Fun



thirty



thirty-one



thirty-two



forty



fifty



Talk Together

1



A: What time is it?

B: It's three thirty.

2



A: What time do you get up?

B: I get up at seven.



Check Up

A. Listen and draw the correct time.

1



2



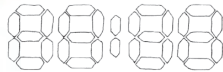
B. Listen and color the correct time.

Example

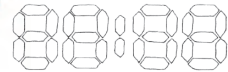
8:45



1



2




3



4



C. Listen and check the correct picture.



D. What time is it? Look and write.

twelve six thirty three nine forty

1



It's _____ o'clock.

2



It's _____.

3



It's _____.

4



It's _____ o'clock.



Follow Me

Turn on the light.



Turn off the light.



Join the Beat

What time is it?

It's ten thirty.

It's time to sleep.

All right.

What time do you get up?

I get up at seven.

I get up at six.

Good night.

See you in the morning.

Good night.

See you in the morning.





Sounds and Letters

A. Listen to each word.



sleep




three



jeans


B. Listen, check, and complete the word.

1




b ____

2



j ____ p

3



l ____ f

C. Chant together.

Listen to the sound! Ee, ea, ee, ea!

Let's make the sound! Ee, ea, ee, ea!

Ee, ee, in sleep! Ee, ee, in three!

Ee, ee, in bee! Ee, ee, in jeep!

Ea, ea, in jeans! Ea, ea, in leaf!



Have Fun

Play body clocks.



我的活动表现

★ ★ ★	★ ★	★



Sing Along

The Time Song

What time is it? It's three. Tick tack tock,
 tick tack tock, tick tack tock. What
 time is it? It's six. Tick tack tock.
 Time goes by fast. _____

7 Where's Wangwang?



Listen and Speak

Pangpang : **Let's play "Hide-and-Seek."**

Children : **OK!**

Pangpang : **You count, Tutu.**

Tutu : **OK. 1, 2, 3, ... 10.
Ready?**

Tutu : **Where are you?**

Oh, Pangpang is under the bed.

Where is Mike?

Oh, it's you.

Mike is behind the door.





Mike : **Where's Jack?**
Oh, there he is!
Jack is behind the chair.



Jack : **Xiaolan is under the table.**
Where's Wangwang?
Oh, he's in the hat.





Word Fun



on



in



behind



next to



under



Talk Together

1



A: Let's play "Hide-and-Seek."

B: OK!

2



A: Where's Wangwang?

B: He's under the chair.



Check Up

A. Listen and write the correct number.



B. Where's Wangwang? Let's find him.







C. Look and write.



in next to behind under ✓



The  is under the  .

The  is _____ the  .

 is _____ the  .

 is _____ the  .



Follow Me

Put the ball
under the table.



Put the ball
on the table.



Join the Beat

Let's play "Hide-and-Seek."

Let's play "Hide-and-Seek."

OK!

Where's Xiaolan?

Oh, there she is.

She's under the table.

Where's Wangwang?

Oh, there he is.

He's in the hat.





Sounds and Letters

A. Listen to each word.



time



hide



five

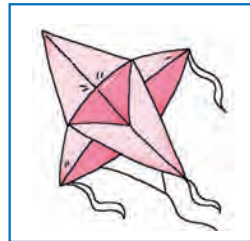
B. Listen and write the missing letters.

1




l _ _ k _ _

2



k _ _ t _ _

3



b _ _ k _ _

C. Chant together.

Listen to the sound! **I_e, i_e, i_e, i_e!**

Let's make the sound! **I_e, i_e, i_e, i_e!**

I_e, i_e, in time! I_e, i_e, in hide!

I_e, i_e, in five! I_e, i_e, in like!

I_e, i_e, in kite! I_e, i_e, in bike!



Have Fun

Where is it?



我的活动表现

★ ★ ★	★ ★	★



Listen and Speak



Jack : **Hi, Xiaolan.**

Xiaolan : **Come on in. Is it hot?**


Jack : **Yes, it's very hot.**

Mom : **Have some ice cream, Jack.**

Jack : **Thank you.**

Mom : **This is for you, Tutu.**

Tutu : **Wow, it's very cold.**





Xiaolan : **Look!** It's rainy.

Jack : **Do you like rain, Tutu?**

Tutu : **Yes, I do.**

Jack : **Me, too. Let's go out.**

Xiaolan : **OK. Take your umbrella, Tutu.**



Xiaolan : **Oh, it's sunny now.**

Jack : **Look!**

There is a rainbow in the sky.

Tutu : **Wow! It's a big rainbow.**



Word Fun



hot



cold



sunny



rainy



Talk Together

1



A: Is it hot?

B: Yes, it's very hot.

2



A: It's rainy. I like it.

B: Me, too.



Check Up

A. Listen and number the pictures.



B. Listen and check the correct answer.

1



- Yes, it is.
- No, it isn't.

2



- Yes, it is.
- No, it isn't.

C. Listen and write the correct letter.



D. Write and match.

sunny cold rainy hot



It's r _ _ _ y. It's s _ _ _ y. It's h _ t. It's c _ _ _ d.



Follow Me

Take out the umbrella.



Put away the umbrella.



Join the Beat

Is it hot?

Yes, it's very hot.

Is it cold?

Yes, it's very cold.

Look! It's rainy.

Take your umbrella.

Look! It's sunny.

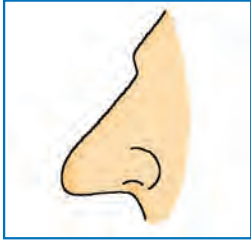
There is a rainbow in the sky.





Sounds and Letters

A. Listen to each word.



nose




rainbow



coat


B. Listen, check, and complete the word.

1




r _ _ s _ _

2



sl _ _ _

3



b _ _ _ t

C. Chant together.

Listen to the sound! O_e, ow, oa, o_e, ow!

Let's make the sound! O_e, ow, oa, o_e, ow, oa!

O_e, o_e, in nose! O_e, o_e, in rose!


Ow, ow, in rainbow! Ow, ow, in slow!

Oa, oa, in coat! Oa, oa, in boat!



Have Fun

Pass and speak.



我的活动表现



9 What Day Is it?



Listen and Speak

Tutu : **Good morning.**
What day is it today?

Jack : **It's Sunday.**

Mike : **We swim on Sundays.**

Jack : **Can you swim?**

Tutu : **Sure! I can swim.**

Mike : **Oh, Tutu!**
Are you okay?





Tutu : **What day is it today?**

Jack : **It's Wednesday.**

Let's play computer games.

I play computer games on Wednesdays.

Xiaolan : **Can you play computer games, Tutu?**

Tutu : **No, I can't.**




Tutu : **Oh, it's Saturday.**
It's time to say good-bye.

Jack : **Oh, no.**

Tutu : **I love you, my friends.**


Children : **We love you, too.**
Good-bye, Tutu.

Tutu : **See you soon.**





Word Fun



Talk Together



A: What day is it today?
B: It's Sunday.



A: It's Saturday.
B: I swim on Saturdays.




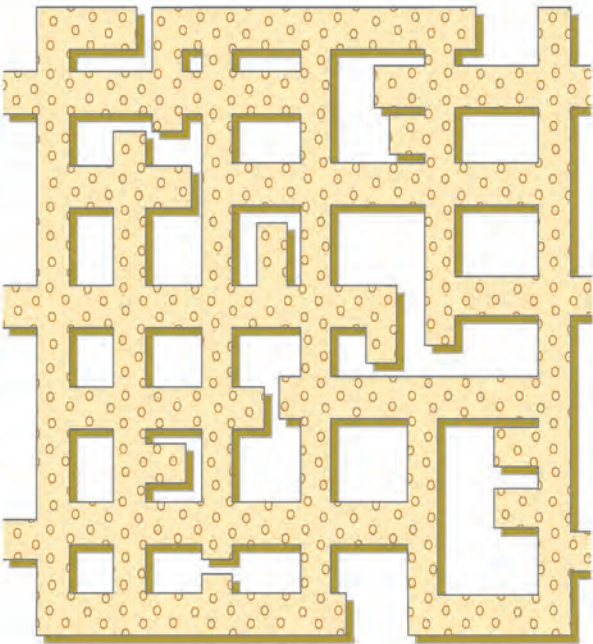
Check Up



A. Listen and write the correct letter.




Xiaolan's Schedule

Sunday	Monday	Tuesday	Wednesday	Thursday	Friday	Saturday
a						

B. Listen and do the maze.

1  

2  


3  


C. Read, match, and write.

<p>Sunday</p> <p>-----</p> <p>-----</p> <p>-----</p>	 <p>星期日</p> <p>星期一</p> <p>星期二</p> <p>星期三</p> <p>星期四</p> <p>星期五</p> <p>星期六</p>	<p>Tuesday</p> <p>-----</p> <p>-----</p> <p>-----</p>
<p>Monday</p> <p>-----</p> <p>-----</p> <p>-----</p>		<p>Saturday</p> <p>-----</p> <p>-----</p> <p>-----</p>
<p>Wednesday</p> <p>-----</p> <p>-----</p> <p>-----</p>		<p>Friday</p> <p>-----</p> <p>-----</p> <p>-----</p>
		<p>Thursday</p> <p>-----</p> <p>-----</p> <p>-----</p>



Follow Me



Join the Beat

What day is it today?
 Sunday. It's Sunday.
 We swim on Sundays.

What day is it today?
 Wednesday. It's Wednesday.
 We play on Wednesdays.

What day is it today?
 Saturday. It's Saturday.
 It's time to say good-bye.





Sounds and Letters

A. Listen to each word.



game



play



say

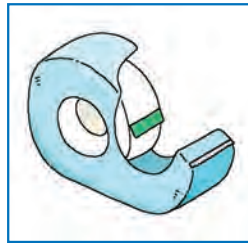
B. Listen and check the correct word.

1




cap cake

2



tape tap

3



grow gray

C. Chant together.

Listen to the sound! A_e, ay, a_e, ay!

Let's make the sound! A_e, ay, a_e, ay!

A_e, a_e, in game! Ay, ay, in play!


A_e, a_e, in cake! Ay, ay, in say!

A_e, a_e, in tape! Ay, ay, in gray!



Have Fun

Tell your schedule.



我的活动表现

★ ★ ★	★ ★	★



Sing Along

What Day Is It?

C

It's Sun - day. It's Mon - day.

F G

Tues - day, Wednes - day, Thurs - day, Fri - day. ____

C

Oh, it's Sat - ur - day. Time to say good-bye.

G7 C

I love you and you love me.

学习要点

单元	题目	话题	功能	语言表达
1	I'm Hungry	饮食	<ul style="list-style-type: none"> · 表达身体状态 · 劝说他人吃东西 	<ul style="list-style-type: none"> · - Are you sick? - No, I'm not. I'm hungry. · - Have some sandwiches. - Thank you. / No, thanks.
2	How Old Are You?	个人信息	<ul style="list-style-type: none"> · 祝贺生日 · 问答年龄 · 问答数量 (11-20) 	<ul style="list-style-type: none"> · Happy birthday! · - How old are you? - I'm sixteen. · - How many candles? - Fifteen.
3	How Much Is It?	购买水果	<ul style="list-style-type: none"> · 购物用语 · 问答价格 · 问答复数物品 	<ul style="list-style-type: none"> · - Can I help you? - Twelve apples, please. · - How much are they? - Three dollars. · - What are these? - They're watermelons.
4	It's Red	颜色	<ul style="list-style-type: none"> · 问答颜色 · 问答别人能画的事物 	<ul style="list-style-type: none"> · - What color is it? - It's yellow. · - Can you draw a tiger? - Yes, I can.
5	You Look Great!	服装	<ul style="list-style-type: none"> · 表达意愿 · 征求他人的意见及应答 · 赞美他人的穿着 	<ul style="list-style-type: none"> · I want that skirt. The green one. · - How about this shirt? - Oh, it's pretty. I like it. · You look great!
6	What Time Is It?	日常生活	<ul style="list-style-type: none"> · 表达时间 · 问答作息时间 	<ul style="list-style-type: none"> · - What time is it? - It's ten thirty. · - What time do you get up? - I get up at six.
7	Where's Wangwang?	娱乐活动	<ul style="list-style-type: none"> · 提议及应答 · 问答位置 	<ul style="list-style-type: none"> · - Let's play "Hide-and-Seek." - OK. · - Where is Mike? - Mike is behind the door.
8	It's Hot	天气	<ul style="list-style-type: none"> · 有关天气的问答 	<ul style="list-style-type: none"> · - Is it hot? - Yes, it's very hot.
9	What Day Is It?	日常生活	<ul style="list-style-type: none"> · 询问星期几及应答 · 谈论日常活动 	<ul style="list-style-type: none"> · - What day is it today? - It's Sunday. · We swim on Sundays.

各单元单词和习惯用语

Unit 1

hungry 饥饿的	4
home 回家; 家	4
sick 有病的	4
some 一些	4
sandwich 三明治	4
hot 热	4
hot dog 热狗	4
great 极好的	4
thirsty 口渴的	5
milk 牛奶	5
want 想要	5
water 水	5
more (数量) 另外的, 额外的	5
full 饱的	5
let's 让我们(一起)	5
clean 打扫, 清理	5
clean up 彻底打扫	5
all right 好的, 知道了	5
apple 苹果	6
bread 面包	6
table 桌子	9

Unit 2

How old...?几岁?	12
----------------------------	----

today 今天	12
birthday 生日	12
happy 幸福的, 高兴的	12
sixteen 十六	12
eleven 十一	12
twelve 十二	12
thirteen 十三	12
fourteen 十四	12
fifteen 十五	12
for 为.....	13
You're welcome. 不用谢.	13
cake 蛋糕	13
candle 蜡烛	13
How many...? 有多少个.....?	13
count 数数	13
them 他们, 她们, 它们	13
seventeen 十七	14
eighteen 十八	14
nineteen 十九	14
twenty 二十	14
blow out 吹灭	17

Unit 3

much 很多(的)	20
How much...?多少钱?	20

can 能	20
help 帮助	20
they 他们, 她们, 它们	20
dollar 美元	20
pear 梨	20
these 这些	21
pineapple 菠萝	21
watermelon 西瓜	21
Don't... 别.....	21
banana 香蕉	22
orange 柑橘, 橙子; 橘黄色, 橙色	22
touch 触摸	25

Unit 4

red 红色的	28
box 盒, 箱	28
hat 帽子	28
color 颜色; 涂颜色	28
yellow 黄色的	28
blue 蓝色的	28
put on 穿上, 戴上	28
black 黑色的	29
green 绿色的	29
moon 月亮	29
sun 太阳	29
many 许多	29
star 星星	29

white 白色的	30
cut...out 把.....剪下	33

Unit 5

skirt 短裙	36
How about...?好吗?行吗?	36
pretty 漂亮的	36
show 出示, 给.....看	37
but 但是	37
pants 裤子	38
sock 袜子	38
coat 上衣	38
take off 脱下	41

Unit 6

time 时间	44
thirty 三十	44
late 晚的, 迟的	44
sleep 睡觉	44
hey 嘿	44
turn off 关闭	44
light 灯	44
soap 肥皂	45
turn on 打开	45
get up 起床	45
well 嗯	45

thirty-one 三十一	46
thirty-two 三十二	46
forty 四十	46
fifty 五十	46
o'clock点钟	48

Unit 7

where 哪里	52
play 玩	52
hide-and-seek 捉迷藏	52
under 在.....下面	52
bed 床	52
behind 在.....后面	52
door 门	52
on 在.....上面	54
next to 紧挨着, 紧靠着	54

Unit 8

ice cream 冰激凌	60
cold 冷的	60
rainy 下雨的, 多雨的	61
rain 雨	61
sunny 阳光充足的	61
rainbow 彩虹	61
sky 天空	61
take out 拿出	65
put away 收起	65

Unit 9

Sunday 星期日	68
we 我们	68
swim 游泳	68
Wednesday 星期三	69
game 游戏	69
Saturday 星期六	69
say 说	69
love 爱, 喜爱	69
soon 不久	69
Monday 星期一	70
Tuesday 星期二	70
Thursday 星期四	70
Friday 星期五	70
point 指向	73

词汇表

A

all right	好的, 知道了	5
apple	苹果	6

B

banana	香蕉	22
bed	床	52
behind	在……后面	52
birthday	生日	12
black	黑色的	29
blow out	吹灭	17
blue	蓝色的	28
box	盒, 箱	28
bread	面包	6
but	但是	37

C

cake	蛋糕	13
can	能	20
candle	蜡烛	13
clean	打扫, 清理	5
clean up	彻底打扫	5
coat	上衣	38
cold	冷的	60
color	颜色; 涂颜色	28
count	数数	13

cut...out	把……剪下	33
-----------	-------	----

D

dollar	美元	20
Don't...	别……	21
door	门	52

E

eighteen	十八	14
eleven	十一	12

F

fifteen	十五	12
fifty	五十	46
for	为……	13
forty	四十	46
fourteen	十四	12
Friday	星期五	70
full	饱的	5

G

game	游戏	69
get up	起床	45
great	极好的	4

green 绿色的 29

H

happy 幸福的, 高兴的 12

hat 帽子 28

help 帮助 20

hey 嘿 44

hide-and-seek 捉迷藏 52

home 回家; 家 4

hot 热 4

hot dog 热狗 4

How about...?好吗?
.....行吗? 36

How many...? 有多少个.....? 13

How much...?多少钱? 20

How old...?几岁? 12

hungry 饥饿的 4

I

ice cream 冰激凌 60

L

late 晚的, 迟的 44

let's 让我们(一起) 5

light 灯 44

love 爱, 喜爱 69

M

many 许多 29

milk 牛奶 5

Monday 星期一 70

moon 月亮 29

more (数量) 另外的, 额外的 ... 5

much 很多(的) 20

N

next to 紧挨着, 紧靠着 54

nineteen 十九 14

O

o'clock点钟 48

on 在.....上面 54

orange 柑橘, 橙子;
橘黄色, 橙色 22

P

pants 裤子 38

pear 梨 20

pineapple 菠萝 21

play 玩 52

point 指向 73

pretty 漂亮的 36

put away 收起 65

put on 穿上, 戴上 28

R

rain 雨 61

rainbow 彩虹 61

rainy 下雨的, 多雨的 61

red 红色的 28

S

sandwich 三明治 4

Saturday 星期六	69
say 说	69
seventeen 十七	14
show 出示, 给……看	37
sick 有病的	4
sixteen 十六	12
skirt 短裙	36
sky 天空	61
sleep 睡觉	44
soap 肥皂	45
sock 袜子	38
some 一些	4
soon 不久	69
star 星星	29
sun 太阳	29
Sunday 星期日	68
sunny 阳光充足的	61
swim 游泳	68

T

table 桌子	9
take off 脱下	41
take out 拿出	65
them 他们, 她们, 它们	13
these 这些	20
they 他们, 她们, 它们	20
thirsty 口渴的	5
thirteen 十三	12
thirty 三十	44
thirty-one 三十一	46
thirty-two 三十二	46
Thursday 星期四	70
time 时间	44

today 今天	12
touch 触摸	25
Tuesday 星期二	70
turn off 关闭	44
turn on 打开	45
twelve 十二	12
twenty 二十	14

U

under 在……下面	52
-------------	----

W

want 想要	5
water 水	5
watermelon 西瓜	21
we 我们	68
Wednesday 星期三	69
well 嗯	45
where 哪里	52
white 白色的	30

Y

yellow 黄色的	28
You're welcome. 不用谢。	13