



义务教育教科书

英语

★ 五年级 下册 (三年级起点)



ENGLISH



教育科学出版社

义务教育教科书

英语

★ 五年级 下册 (三年级起点)



ENGLISH

教育科学出版社
· 北京 ·



Contents

Module 1 Seasons	2
Unit 1 What's your favourite season?	2
Unit 2 It's the middle of winter	8
Module 2 Plans	14
Unit 3 We are going to have an English test.....	14
Unit 4 Have a good time in Hainan	20
Module 3 Invitations	26
Unit 5 Would you like to go with us?	26
Unit 6 See you at the party	32
Module 4 Travel	38
Unit 7 We will go by train	38
Unit 8 Ben's first trip to Beijing	44
Module 5 Safety	50
Unit 9 Be careful!	50
Unit 10 How to stay safe	56
Module 6 Directions	62
Unit 11 Can you tell me the way?	62
Unit 12 I know a short cut	68
Module 7 Let's look back	74
Vocabulary	79
Picture dictionary	82

★ Module 1 Seasons

Unit 1 What's your favourite season?



Let's talk



Xiaoling: Look at all the colourful flowers and the beautiful birds in the trees. I really love spring. What's your favourite season, Ben?

Ben: Summer. I love swimming and summer is the best time for swimming. Do you like summer, Jiamin?





winter

go skiing



spring

plant flowers

Jiamin: I like swimming but I don't like summer.
It is too hot. I prefer winter.

When it snows, I can make a snowman.

Janet: I don't like summer and I don't like winter,
either. My favourite season is autumn.

It's very windy and I can fly a kite.



autumn

play outdoors



summer

go camping




Fun with language




1 Listen, write and match.

(1) _____ (2) _____ (3) _____ (4) _____


A



B




C



D




2 Play a game.



ski, fly a kite, make a snowman, play outdoors, plant flowers, eat ice cream

3 Point and say.

I love winter. We can go skiing in winter.



I prefer... We can...

4 Read and write.



(1) It's spring. It's _____ and cloudy. Anna is wearing jeans and a _____. She's _____ a kite.



(2) It's summer. It's hot and _____. Anna is wearing _____ and a T-shirt. She is wearing sunglasses, too. She's _____ an ice cream.



(3) It's _____. It's sunny and warm. Anna is wearing a _____ and a skirt. She's having a _____ with her mum.



(4) It's winter. It's cold and _____. Anna is wearing a _____, a hat and a pair of warm shoes. She's making a _____.



Rhyme time



Read the rhyme. 

Seasons

Spring is green.

Summer is bright.

Autumn is yellow.

Winter is white.





Sound family



1 Read the words.

Letters	Words you know	Try more
-er	father, mother, sister, brother, worker, farmer, driver, teacher, winter, water, under, ruler, dinner, weather, summer, flower, sweater, computer	corner, gardener, keeper
-or	doctor	visitor, actor
-a	China, umbrella, cinema, banana, elephant	panda, drama
a-	about, again, away	ago
-e	listen, often, seven, garden, kitchen, open, parent, science	sudden, hidden
-a	woman, policeman	Englishman
-o	season, person, London	reason
-e	basket, toilet, jacket, market	rocket
-e	begin, before, beside, reporter	become
-i	rabbit, animal	rapid
-o	photo, zero, also, kilo, potato, tomato	mango

2 Read the tongue twisters.

- (1) Peter, the doctor, is at the corner talking with a vendor.
- (2) Anna will watch *Kungfu Panda* at the cinema with my brother and sister.
- (3) Anna ate an apple after Aaron.
- (4) The policeman asks the fisherman what happened to the woman.
- (5) Koto took a photo of the potato and the tomato.

Unit 2 It's the middle of winter



Let's read



"Hi, everyone!" said Ben to his classmates, "This is my cousin Reg. He is visiting me for the summer holidays."

"I don't understand," said Xiaoling. "It is January now, the middle of winter. How can you have a summer holiday?"

"I'm from Australia," answered Reg. "Our summer is from December to February, so it is summer in Australia now." "I see now," said Jiamin. "When it is summer in Australia, it is winter in China."

"What's summer like in Australia, Reg?" asked Xiaoling. "It's very hot, so we always go swimming," answered Reg. "It's too cold to swim now," said Ben. "But if you are



here from July to August, we can go swimming every day."

Answer the questions.

- (1) Where is Reg from?
- (2) Why is Reg in China?
- (3) When is summer in Australia?
- (4) What does Reg like to do in summer?
- (5) When can people go swimming in China?



1 Listen and choose.

If you are in China, in which season is the month you hear?

- () (1) A. Spring. B. Summer. C. Autumn. D. Winter.
- () (2) A. Spring. B. Summer. C. Autumn. D. Winter.
- () (3) A. Spring. B. Summer. C. Autumn. D. Winter.
- () (4) A. Spring. B. Summer. C. Autumn. D. Winter.
- () (5) A. Spring. B. Summer. C. Autumn. D. Winter.
- () (6) A. Spring. B. Summer. C. Autumn. D. Winter.

2 Read and write.

China or Australia?

- _____ (1) Spring is from September to November.
- _____ (2) June, July and August are the summer months.
- _____ (3) People go to the beach and swim from December to February.
- _____ (4) The new year begins in winter.
- _____ (5) People often wear coats and warm clothes between June and August.
- _____ (6) People eat mooncakes in the middle of autumn in this country.
- _____ (7) Shops sell lots of ice cream in December.
- _____ (8) People wear warm clothes in January.

3 Play a game.

China or Australia?

I go swimming
in January.

You are from
Australia.

I get lucky money
from my parents
in winter.

You are from
China.



4 Do the project.

Seasons in the north and south

Step 1: Find Canada and South Africa on a map.

Step 2: Find out about the seasons in these two countries.

- When are the seasons?
- What is the weather like?
- What do people usually do in these seasons?

Step 3: Tell your classmates what you learned about these countries.

Example:

In South Africa, spring is from September to November. The weather is...

In spring, people usually...



Story time



Read and act.



Aki the alien

I know a great play we can do for the show. "A Man for All Seasons".

1



We can use Aki's weather machine, too. I'm sure we can win.

Remember Aki. In this scene it's springtime.


2



Got it.

Oh my queen. On this sunny spring day, please accept these flowers as a sign of my love.

3




Oh no. Something is wrong.

4



Aki, I said spring, not autumn. This is terrible. Everyone is laughing. We can't win now.

5



I'm so sorry. It's the machine.

And tonight's winner is the funniest play I have ever seen... "A Man for All Seasons."

6




What? We won?



Did you know?

Some places have only two seasons.


North Pole



winter

summer

Tropics



rainy season

dry season



Self-assessment

Now I can...

(1) talk about the four seasons.			
(2) talk about the weather.			
(3) pronounce the <i>er</i> , <i>or</i> , <i>a</i> , <i>e</i> , <i>o</i> and <i>i</i> sounds in words.			
(4) use the new words and expressions in this module.			
(5) read the rhyme and tongue twisters in this module.			
(6) ...			

★ Module 2 Plans

Unit 3 We are going to have an English test



Let's talk



Janet: What's the date, Ben?

Ben: The first of June. Why?

Janet: We are going to see a film tomorrow evening. Don't forget.

Ben: Isn't that Mike's birthday? We are all going to his home for a party tomorrow.

Janet: No. Mike's birthday party is on June 11th.

Ben: Is there anything else important this month?

Janet: Yes. We are going to have an English test on June 24th. Don't forget.



March 21st Friday



visit the museum

April 12th Saturday



have a sports meeting

May 9th Tuesday



go to the school open day

July 25th Thursday



visit a farm

Let's compare.

1 one	first	11 eleven	eleventh	21 twenty-one	twenty-first
2 two	second	12 twelve	twelfth	22 twenty-two	twenty-second
3 three	third	13 thirteen	thirteenth	23 twenty-three	twenty-third
4 four	fourth	14 fourteen	fourteenth	24 twenty-four	twenty-fourth
5 five	fifth	15 fifteen	fifteenth	25 twenty-five	twenty-fifth
6 six	sixth	16 sixteen	sixteenth	26 twenty-six	twenty-sixth
7 seven	seventh	17 seventeen	seventeenth	27 twenty-seven	twenty-seventh
8 eight	eighth	18 eighteen	eighteenth	28 twenty-eight	twenty-eighth
9 nine	ninth	19 nineteen	nineteenth	29 twenty-nine	twenty-ninth
10 ten	tenth	20 twenty	twentieth	30 thirty	thirtieth



Fun with language



1 Listen and write.

1



World Earth Day
April _____

2



World Museum Day
May _____

3



World No-Smoking Day
May _____

4



World Basketball Day
December _____

2 Ask and answer.

What's the date next Monday?

It's ...

What are you going to do?

I am going to ...



3 Look and match.

- (1) Children are going to get gifts on this day.
- (2) People are going to welcome the new year.
- (3) People are going to have a rest on this day.
- (4) Students are going to send cards and flowers to their teachers on this day.
- (5) We are going to cook for our mothers on this day.

January 1st

September 10th

June 1st

March 8th

May 1st

4 Say and write.



Mum's birthday

April 17th



sports meeting

October 8th



school trip

June 1st



farm visit

May 23rd



Tree Planting Day

March 12th



school open day

February 20th

- (1) Mum's birthday is on _____.
- (2) The school sports meeting is on _____.
- (3) _____.
- (4) _____.
- (5) _____.
- (6) _____.



Sing along



Listen and sing. 

Rain, rain, go away

Rain, rain, go away.

Come again another day.

Little children want to play.

Rain, rain, go away.





Sound family



1 Read the words.

Stress	Words you know	Try more
■ □	'morning, 'farmer, 'subject, 'sometimes, 'welcome, 'autumn, 'colour, 'table, 'blackboard, 'breakfast	'homesick
□ ■	a'gain, a'bout, be'hind	a'way
■ □ □	'cinema, 'animal, 'beautiful, 'different, 'elephant, 'exercise, 'favourite, 'hospital, 'library, 'wonderful, 'yesterday	'handwriting
□ ■ □	ba'nana, to'mato, po'tato, com'puter, um'brella, to'morrow	in'ventor

2 Read the rhyme.

'Where are you ↘ 'going,
my 'little ↘ cat?
I'm 'going to 'buy a ↘ hat.
↗ What? A 'hat for a ↗ cat?
A 'cat 'wears a ↗ hat?
You have 'two 'ears on your ↘ head.
'How can you 'wear 'such a 'small ↘ hat?

Unit 4 Have a good time in Hainan



Let's read



Next week we will travel in Hainan for five days. We will fly there early in the morning on Tuesday, November 23rd. In the afternoon, we will go for a picnic. On the 24th we will go mountain climbing all day. November 25th is a free day. We can go shopping, swim in the pool or play on the beach. On the 26th we are going to visit a farm. I can't wait to see all the lovely deer. That evening we will camp under the stars. Then we will fly back home at noon the next day. I'm sure we'll have a good time in Hainan.



Tick or cross.

- () (1) We're going to Hainan for five days.
- () (2) We're going to fly there.
- () (3) We will climb a mountain on the 23rd.
- () (4) We can go running on the beach.
- () (5) We will visit a farm on the third day.
- () (6) We're going to fly back on the evening of the 26th.







Fun with language




1 Listen and match.



Friday evening



this Saturday




next Saturday



tomorrow





tonight



next Sunday

2 Look and say.



Example:

A: Is the boy hot? / Does the boy feel hot?

B: Yes, he is. / Yes, he does.

A: What is he going to do?

B: He is going to eat ice cream.

3 Read and tick or cross.

The Webbs are going to have a three-day holiday on a farm. This is their holiday plan.

Farm Holiday			
Day	Date	Time	Things to do
Day 1	May 1st	morning	check in; go for a walk on the farm
		afternoon	go for a picnic
Day 2	May 2nd	morning	water vegetables; cook in the farm's kitchen
		afternoon	go boating on the river
Day 3	May 3rd	morning	go horse-riding and check out

- () (1) The Webbs are going to stay on the farm for two nights.
() (2) The Webbs are going to take a walk on the farm on the first day.
() (3) The Webbs will always eat in the restaurant.
() (4) The Webbs are going to work on the farm.
() (5) There is a river on the farm.
() (6) The Webbs will ride horses on the second day.

4 Do the project.

Our weekend plan

Step 1: Ask some of your classmates what they are going to do this weekend and make notes.

Example:


A: What are you going to do this weekend, Chen Dong?

B: I'm going to play table tennis with my friends.

Step 2: Write a short report.

Example:

Chen Dong is going to play table tennis with his friends this weekend.





Story time



Read and act.



Aki is not here. Now we can plan his surprise birthday party.

I'll make the food.

1



I'll get some music.

But remember. Don't tell Aki about the party.

2



They don't want me to go to their party. I thought we were friends.

3



Let's make our own party. But who can we invite?

Let's invite the neighbourhood cats. Cats like milk, so this should bring them to our party.

4



Now we need some food. What do cats like to eat?

5



I think I know what these cats want to eat. They want to eat... ME!!

6





Did you know?

People like to do these on their holidays.



picnicking



cycling



skiing



sunbathing



hiking



Self-assessment

Now I can...

(1) talk about plans and things which are going to happen.			
(2) make plans.			
(3) pronounce stressed and unstressed syllables.			
(4) use <i>ordinal numbers</i> .			
(5) use the new words and expressions in this module.			
(6) read the rhyme and sing the song in this module.			
(7) ...			

★ Module 3 Invitations

Unit 5 Would you like to go with us?



Let's talk




Janet: Hey, guys. What are you doing this Saturday?

Ben: Nothing. Why?

Janet: My cousin and I plan to go on a picnic. Would you like to go with us?

Jiamin: A picnic? That sounds great!





Ben: What time should we go?

Janet: Let's meet at the school gate at 9:00 a.m.

We can all go to the park together.

Ben: Cool. The picnic is this Saturday, August 14th, right?

Jiamin: Oh dear. I'm sorry but I am going to my grandma's birthday party that day.

Janet: No problem. Maybe next time.






Fun with language



1 Listen and match.



tomorrow afternoon

next Monday

next Sunday

the second of April

the first of May

the fourth of June

2 Read and order.

1 **Aki:** Would you like to see some animals with me, Ben?

Ben: Of course. I'd like to. I like animals very much.

Aki: OK. Close your eyes. We'll fly to see some animals.

Ben: I can't wait!



2 **Aki:** Look at those animals. They're beautiful.

Ben: Yes, they are. But I feel very, very cold.

Aki: Shall we go to a warm place?

Ben: Good idea!



3 **Aki:** Look at those animals. They're cute.

Ben: Yes, they are. But I feel very, very hot.

Aki: What should we do then?

Ben: Shall we go back home?

Aki: All right.



4 **Aki:** Do you want to see animals here?

Ben: Here? Yes, I do.

Aki: Watch my DVD, please. These are animals from Ding Dong.

Ben: They're funny!



3 Make an invitation.

Would you like to come to ...?	A. Good idea!
Shall we have a ...?	B. That's OK.
Do you want to come to ...?	C. That's great.
	D. I'd like to, but I'm busy.
	E. I'd love to, but I have something else to do.

Example:

A: We are going to have an ice cream party this Saturday. We will have many kinds of delicious ice cream. Would you like to come?

B: Yes, I'd like to.

4 Ask and write.

Name	Things they plan to do
Li Hua	go swimming

Example:

A: What are you going to do this summer holiday, Li Hua?

B: I plan to go swimming every day.



Rhyme time



Read the rhyme.



Come to tea

Would you like to come to tea?

Do you want to play with me?

Come to tea.

Play with me.

Let's play games and watch TV.



Sound family



1 Try to read.

(1) In our 'country, there are only 'two 'seasons, the 'rainy ↗ 'season and the ↘ 'dry 'season.

(2) 'When it is 'summer in ↗ 'China, it is 'winter in ↘ Aus'tralia.

(3) Is 'autumn your 'favourite ↗ 'season?

↘ 'Yes, it ↘ 'is.

(4) Will you 'visit the 'Summer ↗ 'Palace or the Great ↘ Wall?

I'll visit the Great ↘ Wall.

(5) 'When will you leave for 'Hainan ↘ 'tomorrow?

I'll 'leave for 'Hainan at '8:00 'a.m. ↘ 'tomorrow.

(6) 'How are you 'going there, on ↗ 'foot or by ↘ 'bus?

I'll 'go there by ↘ 'bus.

2 Read the conversation.



Mum: What are you doing in your father's study, Jack?

Jack: I'm working on the computer.

Mum: Working on the computer? But you're only three. What are you doing?

Jack: I'm writing a letter to my friend Jim.

Mum: A letter? What do you want to tell him?

Jack: I want to invite him to my party.

Mum: How old is your friend?

Jack: He's three, too.

Mum: He's only three. He can't read your letter.

Jack: That's okay. I can't really write it, either.

Unit 6 See you at the party



Let's read



Dear Janet,

I'd like to invite you to Ann's birthday party. We hope that all her friends and classmates will come together and have fun on this special day.

It is a surprise party, so please do not tell Ann. She will love it.

The party will be at the school meeting room, next Saturday, November 21st. It will begin at 2:00 p.m., but please arrive at 1:30 p.m.

If you are coming, please call me on 4442-2211.

See you at the party.

Yours,
Xiaoling



Tick or cross.

- (1) Janet will have a birthday party.
- (2) Ann knows about the party.
- (3) The birthday party is on a Saturday.
- (4) Everyone should arrive at 2:00 p.m.
- (5) If Janet can come, she should call Xiaoling.





Fun with language



1 Listen and tick or cross.

- () (1) Ben will be free this weekend.
- () (2) Janet plans to visit the city museum with her parents.
- () (3) There will be an art show at the city museum.
- () (4) Janet and Ben will meet at 9:00 a.m. on Sunday morning.
- () (5) Janet and Ben will meet at the gate of their school.

2 Read and write.

To whom	Activity	Time	Place	Who invites
John	Jiamin's birthday party	Next Sunday March 12th	Jiamin's home	Jiamin
Sally				
Susan				
Karen				

Dear John,

I would like to invite you to my birthday party at my home. It's next Sunday, March 12th. If you can come, I will be very happy.

Thanks.

Jiamin

Dear Sally,

I would like to invite you to visit my school on January 4th. It's the school open day. If you can come, please call me.

Thanks.

Xiaoling

Dear Susan,

I would like to invite you to the English singing competition at my school hall next month. The competition will be on February 20th. I hope you will enjoy this special day.

Look forward to seeing you.

Ben

Dear Karen,

I would like to invite you to visit my farm this summer holiday. I'm sure you will have a good time here.

Hope to see you soon.

Uncle Sam

3 Write and say.

Example:

I plan to/am going to finish reading the book *Peter Rabbit* next week.

4 Do the project.

Make an invitation card

Step 1: Choose an interesting activity you'd like to do. Decide on the date and place.

Step 2: Decide who you will invite.

Step 3: Design and write your invitation card.

Invitation



Story time



Read and act.



1 Hello, Ben. Of course I'm coming to Aki's surprise birthday party.



2 Hey guys, do you want to see a film tonight? It's called...ahhh... *The Birthday Boy*.



Sorry, Aki. We're busy. Maybe next week.

Great, Ms White. See you this afternoon.

3 Wah...nobody likes me.



4 What's the matter, Aki?

Oh Xiaoling... It's nothing... Will you have dinner with me tonight?



5


You still look sad, Aki. What's wrong?



Sure. But let's go to my school first. I want to get a book.

Today is a special day for me, but everyone forgot.

6 What's so special about today?



It's my...

7 Happy Birthday, Aki!





Did you know?

Different parties



Pool party



Sleep-over party



Costume party



House-warming party



Self-assessment

Now I can...

(1) invite someone to an activity or event.			
(2) accept or decline an invitation and say why.			
(3) use correct stress and tone to read a sentence.			
(4) use <i>will</i> .			
(5) use the new words and expressions in this module.			
(6) read the rhyme in this module.			
(7) ...			

★ Module 4 Travel

Unit 7 We will go by train



Let's talk



Janet: Do you have any plans for the holiday?

Ben: Yes. I will go travelling with my family. We are going to Shenzhen.

Xiaoling: How will you go there?

Ben: We will go by train. We will leave on October 2nd. I can't wait.





Hainan Island – by ship



Window of the World – by taxi



Hong Kong – by train



Hangzhou – by bus

Janet: It's very exciting. What will you do in Shenzhen?

Ben: Well...we are going to visit Window of the World, of course. And I want to go to Happy Valley, too.

Janet: When will you come back home?

Ben: We will come back home on October 4th.



library – on foot





Fun with language



1 Listen and match.



Jiamin



Tom



Janet



Kelvin



Kate



Susan



Shanghai



London, England



New York, America



library



Hong Kong, China



school

2 Learn and compare.

China — Chinese

England — English

America — American

Australia — Australian

3 Look and say.

1



2



3



4



5



6



Example:

A: What are you going to do during the holiday?

B: I plan to travel to Zhuhai with my parents.

A: That's good. How are you going there?

B: By train.

A: What will you do in Zhuhai?

B: I will visit the New Yuanmingyuan Park and go swimming, of course.

4 Ask and write.

How will your classmates spend their summer holiday? Ask them these questions.

- On your holiday, where will you go to travel?
- How will you go there?
- What will you do there?

Name	Place	How to go	Things to do
Kate	Shanghai	By train	Go shopping

5 Write an invitation letter.

(1) How will you spend your summer holiday?

(2) Invite one of your friends to go with you.

Example:

Dear Jiamin,

The summer holiday is coming. I plan to go to my uncle's farm with some of my friends. Would you like to come with us? We will leave on July 10th. We will go there by bike. We can feed the animals, pick fruit, get some fresh air and have fun there. Please tell me your answer soon.

Look forward to seeing you.

Yours,
Allen



Sing along



Listen and sing. 

The wheels on the bus go round and round

The wheels on the bus go round and round,
Round and round, round and round.

The wheels on the bus go round and round,
All day long.

The people on the bus go up and down,
Up and down, up and down.

The people on the bus go up and down,
All day long.





Sound family



1 Try to read.

- (1) The children in my class | are going to visit my uncle's farm |
tomorrow morning.
- (2) How many students in your school | are having a picnic | in the park?
- (3) Are the girls in Janet's group | going to make a plan for their holiday |
in Room 104 or 105?
- (4) How many children in your class | are going to visit the factory | the
day after tomorrow?
- (5) Take the first turning on the right, | and you'll see a tall white building
on your left.

2 Read the sentences.

- (1) Mr and Mrs Yates | are going to Beijing by plane | to meet their
friend Kate next Sunday.
- (2) We will leave on April 13th | and come back on April 19th.
- (3) I'll invite Mike | and write a letter to his wife next Friday.
- (4) Do you know | if Joan is going boating | on the fourth of November?
- (5) Are you going to wear the blue boots | to school, | Bruce?

Unit 8 Ben's first trip to Beijing



Let's read



It's Ben's first trip to Beijing and he is very excited. He came by plane this morning. Now he is going to Tian'anmen. It is near his hotel so he can go there on foot. This evening Ben and his Beijing friend Li Hua will have dinner together.

Tomorrow morning, they will drive to the Great Wall. Ben wants to take some photos there. In the afternoon they are going to the Summer Palace. The palace is big and beautiful. They are going to take a walk around the lake.

On Friday morning, Ben will buy some Chinese clothes in Wangfujing Street for his parents. He will go there by underground. Ben will fly back home on Saturday.




Answer the questions.


- (1) Why is Ben excited?
- (2) How did Ben come to Beijing?
- (3) Where is Ben's hotel?
- (4) What will Ben do at the Great Wall?
- (5) What will Ben and his friend do at the Summer Palace?
- (6) Where will Ben go shopping?




Fun with language




1 Listen and match.



A




B



C



D



E

2 Play a game.

START

(1) Are you free next Sunday?

(2) Go forward 2 spaces.

(3) Would you like to go travelling with us?

(4) Who would you like to travel with?



(5) Where would you like to travel?

(10) How are you going to get there?

(9) When would you like to leave?

(8) Go backward 2 spaces.

(7) What else can you do there?

(6) What would you like to do there?



(11) How long will you stay there?

(12) When are you going to come back?

(13) Go backward 3 spaces.

(14) What are you going to take with you?

(15) Would you like to take a lot of money with you?

FINISH

3 Read and tick or cross.

This summer holiday, Ben plans to travel to the USA with his parents. They will first fly to Hawaii. The beaches in Hawaii are very beautiful and they will stay at a beach-side hotel for three days. Then they will fly to New York. In New York, they will take a boat trip, visit Wall Street and go to some other famous places. They will also do some shopping there. After visiting New York City, they will go to Washington D.C. , the capital of the USA. They will go there by bus. Ben plans to visit the museums there and learn about the history of the USA.

- () (1) Ben's family will travel to the USA this summer holiday.
() (2) Ben's family will stay in Hawaii for two days.
() (3) Ben's family will do some shopping in Washington D.C.
() (4) Ben's family will go to Washington D.C. by train.
() (5) Ben will visit some museums in Washington D.C.

4 Do the project.

Make a travel brochure

Step 1: Choose a place you think people would like to visit.

Step 2: List the ways people can get there.

Step 3: List the things people can do there.

Step 4: Add photos and drawings.

Step 5: Share your brochure with your class.





Story time



Read and act.



We are late. The train leaves in half an hour.

1



I'm almost ready. I just need to pack my clothes.

There are too many clothes.

2



Come on, Ben. Push. It's almost there.

You're here! I thought you would miss the train.

3



She is getting our tickets.

Where is Janet?

I am so excited. I have never been to the mountains before.

4



Hey, Aki. Don't jump on your bag. It doesn't look...

...safe...

5



Ahhhhhhhhhh!

Here are your tickets, everyone. One for Ben, one for Jiamin and one for... Hey, where is Aki?

6



He is flying to the mountains.

By plane?

7



No... by bag.



Did you know?

Some famous places in China



Temple of Heaven, Beijing



Sculpture of the Five Rams, Guangzhou



Oriental Pearl Tower, Shanghai





















West Lake, Hangzhou



Self-assessment

Now I can...

(1) talk about ways to travel.			
(2) make plans for travelling.			
(3) pay attention to the sense groups when reading long sentences and passages.			
(4) use the new words and expressions in this module.			
(5) sing the song in this module.			
(6) ...			



Module 5 Safety

Unit 9 Be careful!



Let's talk



Mrs Webb: Come on, kids. It's time to cook the noodles.

Ben: Oops!

Mrs Webb: Be careful, Ben. Don't run near the hot water.

You'll get hurt.

Mrs Webb: Cooking can be fun, but you must be careful.

Ben: Yes. You're right.



Xiaoling: Don't cut the vegetables so quickly, Ben. The knife is sharp. You may cut yourself.



Mrs Webb: Watch out, everyone. The floor is very wet. Don't walk there. You may fall down.





climb a tree

fall down



eat a bad apple

get sick

Ben: Here... Let me help you dry
the floor.

Mrs Webb: Great work, Ben. Safety first.
Don't forget.



touch a fan

get hurt



feed the animals


dangerous



Fun with language



1 Listen and number.



2 Write "Do" or "Don't".

- (1) _____ keep the school buildings clean.
- (2) _____ go near the machine. It's dangerous.
- (3) _____ drink dirty water. It could make you very sick.
- (4) _____ touch the very hot water.
- (5) _____ let people come into your house when your parents are not at home.
- (6) _____ make sure everything on your bike is working well.

3 Look and write.

Look at the pictures in Activity 1. Write down what you will say to the children.

(1) Don't _____ the tree. You may fall down.

(2) Don't _____ the tiger. It may bite you.

(3) Be _____ ! The floor is wet.

(4) Don't run _____ ! You may fall down.

(5) Don't _____ the sharp knife. You may get hurt.

(6) Don't _____ in the street. It's dangerous.

4 Think and write.

Make 5 rules to keep your classroom safe.

(1) Don't run in the classroom.

(2) _____

(3) _____

(4) _____

(5) _____



Sing along



Listen and sing. 


Learning to be careful

I'm learning to be careful, oh yes.

Learning to be careful, oh yes.

Yes, yes, yes, oh yes.

Learning to be careful, oh yes.





Sound family



1 Try to read.

- (1) Take a look at the map of China.
- (2) Would you like to try this pair of shoes?
- (3) Don't you know there are some dangerous animals in the forest?
- (4) Good evening, boys and girls.
- (5) We should always help each other.

2 Read the rhyme.

Look to the left

Look to the left.

Look to the right.

Is there a truck,

Or a bus in sight?

There's none on the left.

There's none on the right.

The way is clear.

We can cross alright.

Unit 10 How to stay safe



Let's read



Children's Safety Dos and Don'ts

- Do cross the street at the traffic lights or safety crossing.
- Don't cross the road when the traffic light is red.
- Don't climb tall trees.
- Don't run on the stairs.
- Don't play in the street.
- Don't take any money or candy from strangers in the street.
- Do tell your teacher if you see a classmate in trouble.
- Don't leave the school during school hours without asking your teacher.



Tick or cross.

Is it safe?

- () (1) A girl crosses the road on a yellow light.
- () (2) A boy runs on the stairs.
- () (3) A stranger gives some candy to a boy. The boy says, "No."
- () (4) A girl is in trouble. Her classmate tells their teacher.
- () (5) A boy leaves school, but he doesn't tell his teacher.



Fun with language



1 Listen and number.




2 Look and say.

She shouldn't cross the street when the light is red.



He shouldn't walk his dog on the road.



3 Look and write.

1



You shouldn't cross the street when the light is red.

2



You shouldn't _____

3



You shouldn't _____

4



You shouldn't _____

5



You shouldn't _____

6



You shouldn't _____

4 Do the project.

Make rules

Schools have rules. Games have rules. Home has rules...

Step 1: Choose one topic.

Step 2: Write some rules for it.

Step 3: Draw pictures for your rules.

Step 4: Share your rules with your classmates.

Example:

Pool rules



Don't eat too much before you go swimming.



Story time



Read and act.



1 Are you hungry, little monkey?

Aki. Look at the sign. You mustn't feed the animals at the zoo.

Hey, that's not very nice. I'm going to teach you a lesson.

I'll just give him one banana.

2

3 Monkey, come here. I want to talk to you.

There he goes, through that door. Come back here.

Aki! Stop! Can't you read the sign?

4

Aki, what are you doing? Don't climb the fence. It is not allowed.

You mean this "Do not enter" sign? I don't care. I am going to get that monkey.

5

Oh no!

Not that sign, Aki... This one.



Did you know?

Here are some warning signs.



Don't play with matches.



Be careful! Beware of falling rocks.



Do not enter.



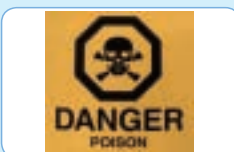
No smoking.



Be careful! The floor is wet.



Don't walk here.



Be careful! It's poisonous.



Quiet!



Self-assessment

Now I can...

(1) talk about safety.			
(2) say what we should and shouldn't do.			
(3) understand how sounds link together in sentences.			
(4) use the new words and expressions in this module.			
(5) sing the song and read the rhyme in this module.			
(6) ...			



Module 6 Directions

Unit 11 Can you tell me the way?



Let's talk

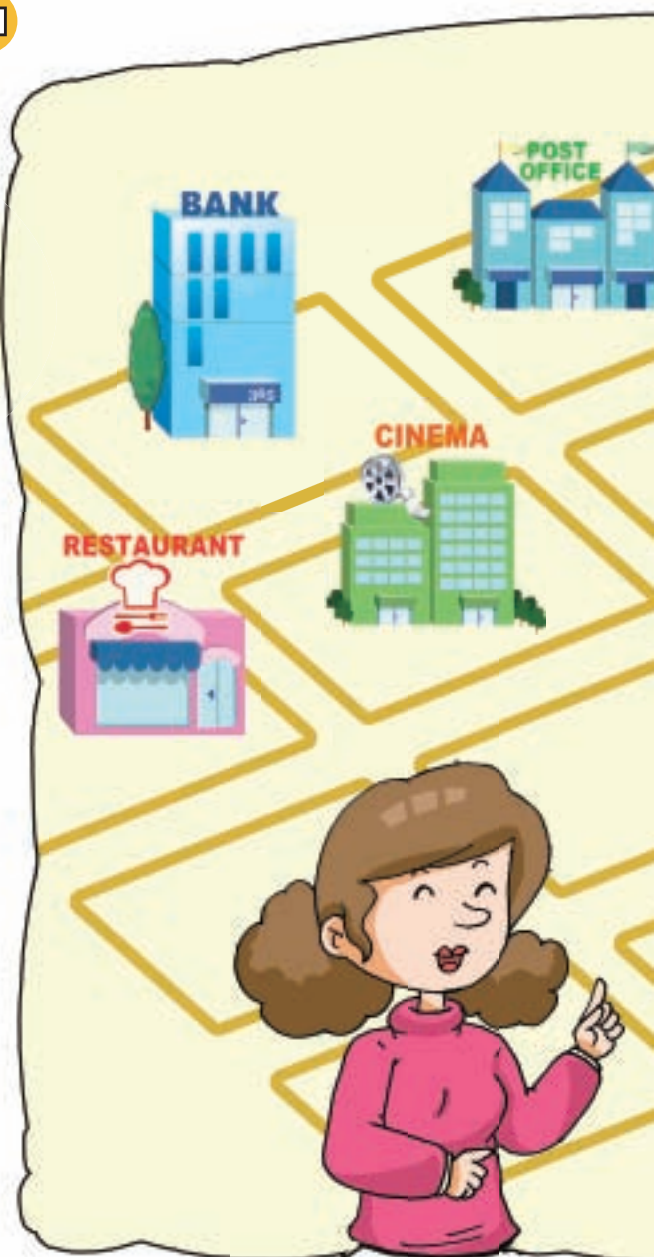


Janet: Oh dear! I think we're lost.

Ben: Let's go and ask the lady over there.

Janet: Excuse me. Can you tell me the way to the hospital, please?

Lady: Of course. Let me see. Go straight ahead then turn right at the second crossing.



Ben: Is the hospital on the left or on the right?

Lady: It's the building on your right, opposite the school.
You can't miss it.

Janet and Ben: Thank you so much.





Fun with language



1 Listen and match.



behind

beside

next to

in front of

on the right

on the left

near



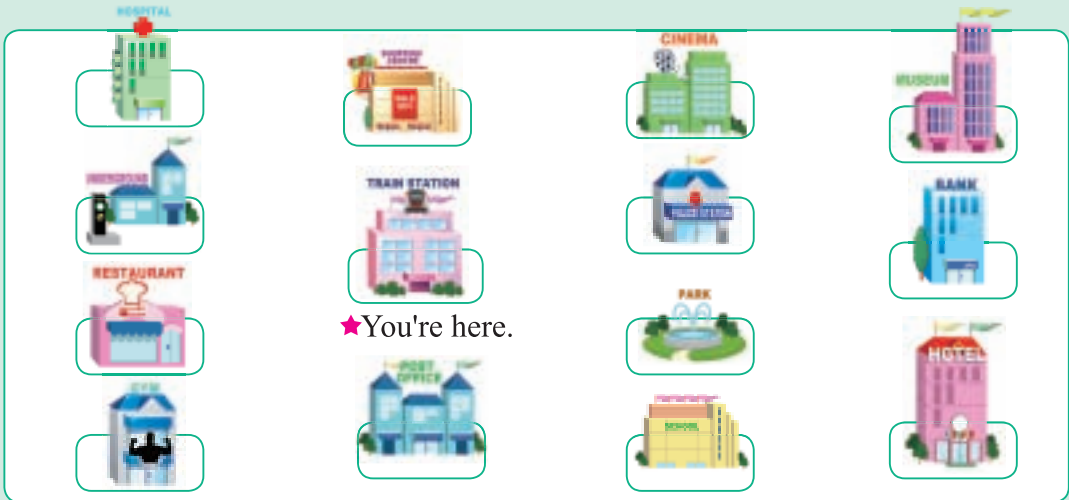
2 Play a game.

Turn left.

Go ahead!



3 Look and say.



Excuse me, could you tell me the way to the park?

...

4 Read and write.

B1		
Clinic		
Classroom	Classroom	Classroom
Teachers' office		

B2	
Library	
Gym	Science lab
	Science lab
	Science lab

B3
Computer room
Music room
Art room

Look at the map of our school. There are three buildings. My classroom is in Building One. It is _____ the clinic and the teachers' office. Building Two is _____ Building One. It has a library and three science labs. There is also a gym _____ the science labs. Building Three is _____ the swimming pool. There is a computer room, an art room and a music room in it. _____ the swimming pool is the playground.

Swimming pool

Playground



Sing along



Listen and sing. 

How do I get to the zoo?

How do I get to the zoo please, sir?

How do I get to the zoo please, sir?

How do I get to the zoo please, sir?


Early in the morning.

First turn left, then take the right.

First turn left, then take the right.

First turn left, then take the right.

Then go along the street.





Sound family



1 Try to read.

- (1) Good morning! I want to visit Zhongshan Park and Jingshan Park.
How can I get there?
- (2) Does the boy in the black T-shirt have a bad cold?
- (3) I'll meet them at the gate at eight twenty tomorrow.
- (4) They said they would play there from eight to eleven.
- (5) Don't jump too high. Be careful!

2 Read the story aloud.

I got lost on my way to the zoo one Sunday morning. I stood in front of a restaurant.

I asked a boy the way to the zoo, "Excuse me, how can I get to the zoo, please?"

The boy answered, "Walk down the street. Take the second right and then the first left. Then go along the river." I did as he said, but I found I was in front of the restaurant again.

Unit 12 I know a short cut



Let's read



John and Joan were standing in front of their house and John looked at his watch. "We'll be late. The film starts in ten minutes, but we need 15 minutes to get there," John said to Joan and he started to walk quickly.

"Don't worry. We have time," Joan said, "I know a short cut."

To get to the cinema, John usually turns left out of their house. Then he takes the first right, goes straight ahead and takes the second left. But today Joan took him a different way. They crossed the main street and turned left into the park. They walked through the park and out of the front gate. Suddenly they were in front of the cinema. John looked at his watch. "I can't believe it. We are on time. You're really great, Joan!"



Answer the questions.

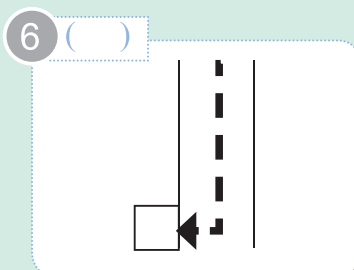
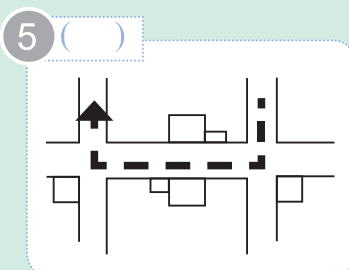
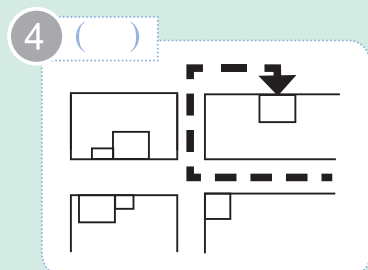
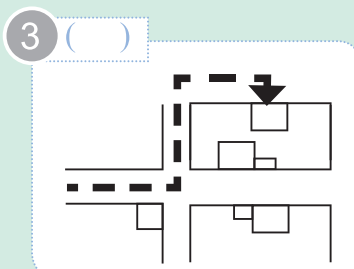
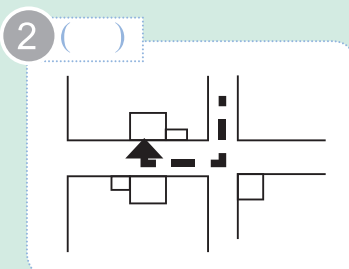
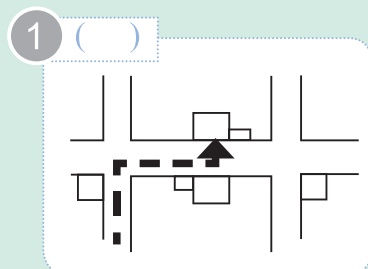
- (1) Where were John and Joan going?
- (2) How long do they need to get there usually?
- (3) What does "short cut" mean in Chinese?
- (4) How did they get to the cinema?
- (5) Why was John happy?



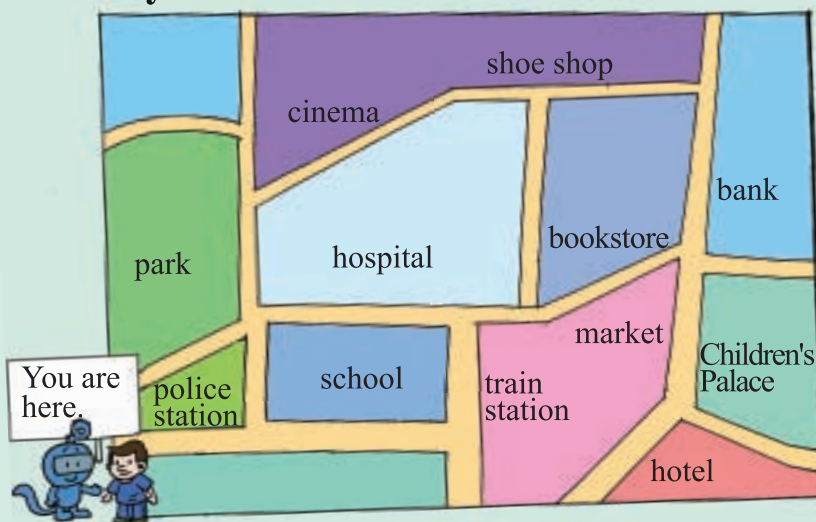
Fun with language



1 Listen and tick or cross.



2 Look and say.



Example:

Aki: I need to buy a book. Where should I go?

You: You should go to the bookstore.

Aki: How can I get there?

You: Walk along this street. Turn left at the second crossing. Then turn right at the end of the road. The bookstore is on your left.



Story time



Read and act.



Aki the alien

1 We should ask someone the way to our hotel.

1



No need. When I am here, we are never lost. Just put this on my feet.

2



Aki. You are amazing. I think I will call you Balloon Boy.


3 Okay...I can see our hotel now. Walk to the first corner, then turn left... Now keep walking straight ahead, until we get to the river.

3



4 Hello birdy...You look tired... Are you flying south for the winter?

4



Tweet tweet.

Hey...that tickles.

5


Do we turn left or right?



Uh...ahh...It's left. The hotel is on this street. Now pull me down.

6 Well, I have to go now, birdy. Don't do that.

6



Tweet tweet.

Oh no.

7 Ahhhhhhhhhhh!

7



Should we go and look for Aki?

No. He already knows the way.





Did you know?

Ways to find directions




The sun



Compass



Sextant



Satellite



Self-assessment

Now I can...

(1) talk about directions.			
(2) ask the way and tell the way to some place.			
(3) pronounce incomplete explosions in sentences.			
(4) use the new words and expressions in this module.			
(5) sing the song in this module.			
(6) ...			



Module 7 Let's look back

You are making a travel plan to Harbin.

1 Read about Harbin's seasons and weather. Then fill in the table.

Harbin is a great place to visit all year round.

Its winter is from December to March and the weather is very, very cold. But there is a lot to do. You can visit the world-famous Harbin Ice Festival, go skiing or even try ice swimming.

Summer is from July to August in Harbin. It is warm and a little wet, but not too hot. Many people like to visit the city in summer and listen to all kinds of music at the Harbin Summer Music Festival.

Harbin's spring is between April and June. The weather is usually warm in the day but it's cold at night. It's the time to enjoy Harbin's natural beauty. In this season, the grass and trees turn green and you can see many colourful flowers.

Autumn is from September to November and the weather is usually cold and dry. It is a great time to go shopping at the outdoor markets or enjoy the light shows.



Season	Months	Things to do
spring	April – June	
summer		
autumn		go shopping, enjoy the light shows
winter		

2 Choose the best season to go to Harbin and tell your reasons.

Example:

I want to go to Harbin in summer because it is not too hot and it's comfortable. Also I can swim in the Songhua River. ...



3 Listen to four different people talking about how they will go to Harbin. Fill in the table. 

Name	Travel	What's good
Lucy	By train	
Kate		
Mike		Fun and good exercise
Kyora		

4 Choose your own way of going and give your reasons.

Example:



5 Plan your day trip around Harbin. Choose three different places on the map and say how you will go there.

shoe shop ■	TV station ■	school ■	supermarket ■	cinema ■	
train station ■	bank ■	library ■	shopping centre ■	post office ■	
shop ■	police station ■	bookshop ■	park ■	restaurant ■	hospital ■
zoo ■	museum ■	hotel ★ ■	factory ■		

You're here.

6 Invite a friend to go to Harbin with you.

Dear cousin,

We are planning an exciting trip to Harbin and we would love you to join us.

Cheers,

John

7 To stay safe in Harbin, complete the list of dos and don'ts.

Travelling dos and don'ts

Dos

- Do follow your parents.
- Do take good care of your money.

- ---
- ---

Don'ts

- Don't take any food or drinks from strangers.
- Don't cross the road when the light is red.
















- ---
- ---



Self-assessment



Now I can...

(1) talk about the topics in this book.			
(2) pronounce the sounds I learned in this book.			
(3) use the new words and expressions in this book.			
(4) sing the songs and read the rhymes in this book.			
(5) ...			



Vocabulary

Module 1 Seasons

Unit 1 What's your favourite season?

colourful 多彩的

* prefer 选择；宁愿要

winter 冬天

either 也

autumn 秋天

ski 滑雪

plant 种植；植物

camp 野营；营地

go camping 去野营

Unit 2 It's the middle of winter

middle 中间的；中等的

classmate 同班同学

Australia 澳大利亚

answer 回答

China 中国

too...to... 太……以致不……

if 如果

Module 2 Plans

Unit 3 We are going to have an English test

plan 计划

test 考试

date 日期

Why? 怎么啦?

be going to 打算；将

forget 忘记

important 重要的

month 月

museum 博物馆

meeting 会议

open day 开放日

farm 农场

second 第二

third 第三

fifth 第五

eighth 第八

ninth 第九

Unit 4 Have a good time in Hainan

have a good time 过得愉快

travel 旅行

mountain 大山

climb 爬

mountain climbing 爬山

beach 海滨

* deer 鹿（单复数一样）

noon 中午

Module 3 Invitations

Unit 5 Would you like to go with us?

☆ invitation 邀请

would 将；将会；愿意

Would you like ...? 你愿意……吗?

* hey 嗨

* guy 小伙子；家伙

nothing 没有东西；没有事情

sound 听起来

gate 大门

a.m. 上午；午前

cool 太妙了；酷

Oh dear! 天啊！

problem 问题

No problem. 没问题。

match 比赛

centre 中心

supermarket 超市

Unit 6 See you at the party

I'd like to... = I would like to...

我想（做）……

invite 邀请

special 特别的

surprise 惊奇；使惊奇

begin 开始

arrive 到达

call 叫；打电话

Module 4 Travel

Unit 7 We will go by train

by 乘；由

train 火车

leave 离开

exciting 激动的；兴奋的

* valley 山谷

island 岛

taxi 出租汽车

* London 伦敦

* New York 纽约

America 美国；美洲

* Hong Kong 香港

American 美国的；美国人的；美国人

Australian 澳大利亚的；澳大利亚人的；澳大利亚人

Unit 8 Ben's first trip to Beijing

trip 旅行；远足

excited 激动的

hotel 旅店

on foot 步行

* the Great Wall 长城

* the Summer Palace 颐和园

take a walk 散步

around 围绕着；在……的周围

lake 湖

street 大街；马路

underground 地铁

Module 5 Safety

Unit 9 Be careful!

safety 安全
careful 小心的
kid 小孩子
* oops 哎呀
hurt 伤害
get hurt 被伤害
must 必须
cut 割
* sharp 锐利的；尖利的
yourself 你自己
watch out 注意
fall 落；倒
down 向下
fall down 跌倒
dry 弄干
bad 坏的
fan 扇；风扇

feed 喂（食）；喂养
dangerous 危险的

Unit 10 How to stay safe

safe 安全的
cross 横过
traffic 交通
light 灯
crossing 人行横道；十字路口
road 路
stair 楼梯
money 钱
candy 糖果
stranger 陌生人
trouble 麻烦；烦恼
in trouble 遇到麻烦
hour 小时
* without 没有

Module 6 Directions

Unit 11 Can you tell me the way?

direction 方向；方位
way 路；途径；方法
lost 迷路的；遗失，失去（是 lose 的过去式）
Excuse me. 劳驾；请原谅。
hospital 医院
straight 直的；笔直地
* ahead 向前
right 右；右边的；正好
left 左；左边的
miss 错过；想念
bank 银行
post office 邮局
train station 火车站
zoo 动物园
restaurant 饭店；酒楼
police station 警察局

Unit 12 I know a short cut








short cut 捷径
were 是（are 的过去式）
stand 站；立
watch 手表
late 迟的
out of ... 在……的外面
took 带，走（路线）
（take 的过去式）
take the first right 在第一个路口右转
through 通过
suddenly 突然
believe 相信
on time 及时；按时
did 助动词（没实际意义）
（do, does 的过去式）
how long 多长时间；多久

































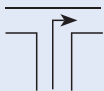










标*号单词为《义务教育英语课程标准（2011年版）》未列出词汇，一般要求“三会”掌握；标☆号的单词表示该词是模块题目用词，一般要求能认读和知道意思。



Picture dictionary

You can copy these words.

China 	the UK/ England 	the USA/ America 	Australia 		
spring 	summer 	autumn 	winter 	month 	
museum 	shopping centre 	supermarket 	hotel 	hospital 	bank 
park 	school 	gym 	playground 	police station 	train station 
post office 	zoo 	restaurant 	palace 		farm 
beach 	short cut 	street 	crossing 	camp 	way 
mountain 	island 	valley 	lake 	the Great Wall 	
stairs 	gate 		deer 	guy 	kid 

plan 	match 	meeting 		watch 	fan 
money 	candy 		train 	plane 	bus 
bike 	ship 	boat 	taxi 	underground 	
light 	traffic light 		sound(s) wonderful 	forget 	travel 
climb a mountain 	see a film 	leave 	have a good time 	walk / on foot 	arrive 
call 	cross (the street) 	fall down 	feed (the chicken) 	lose one's way 	go straight ahead 
turn (right) 	miss (one's parents) 	ski 		exciting 	careful 
hurt 	dangerous 	bad 	late 	sharp 	terrible 

You can use these drills to make sentences.

(1) My *favourite* season is *spring*.

(2) I don't *like spring*. I don't *like summer*, either.

(3) It's too *cold* to *swim*.

(4) What's *winter* like there?

(5) What is the date today / today's date?

(6) What date is today / next *Monday*?

Today / Next *Monday* is *the third of May*.

(7) What are you/they going to do *on the third of May/next Monday*?

(8) What is he (she) going to / will he (she) do *tomorrow*?

He is / She is going to / will *see a film*.

(9) What are you doing / going to do *this Saturday*?

We plan to / are going to / will *have a picnic*.

(10) What time should *we go*?

(11) Would you like to *go shopping with me*?

(12) I'd like to *invite you to my birthday party*.

(13) *The party will be at the school meeting room next Saturday.*

(14) *If you're coming, please call me on 4442-2211.*

(15) *How / When will you go / are you going there?*

I / We will go / I'm / We're going there tomorrow by bus / by plane / by car / on foot.

(16) *When will you come / are you coming back?*

(17) *I / We / You / He / She / They must / mustn't / should / shouldn't / can / can't go there.*

(18) *Do / Don't read here.*

(19) *Excuse me. Can you tell me the way to the cinema, please?*

(20) *Go straight ahead, then turn right at the second crossing (second right). The cinema is on the right left.*

(21) *The film starts in 15 minutes.*

(22) *I / We / They need 15 minutes to get there.*